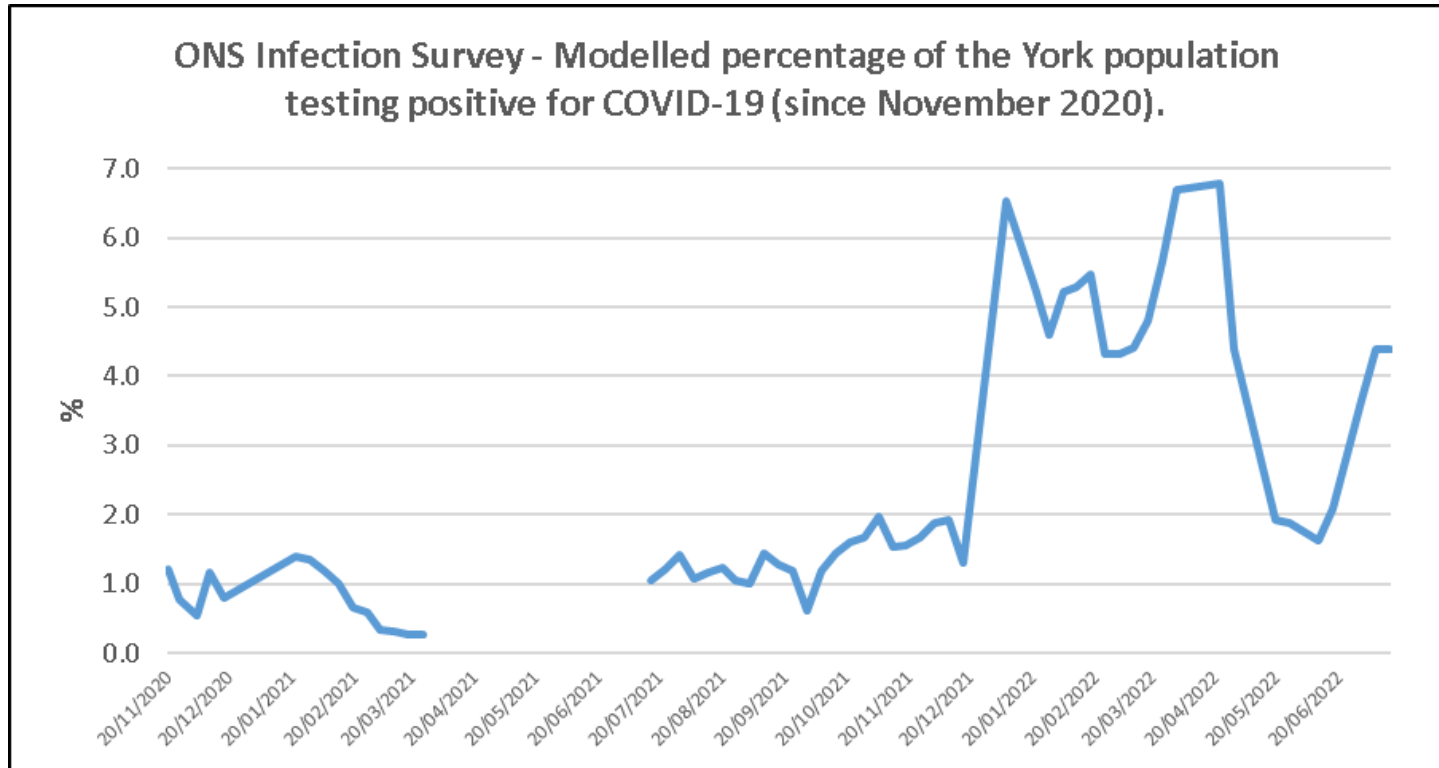


Health and Wellbeing Board Covid-19 Update 20.7.22

ONS Covid Infection Survey

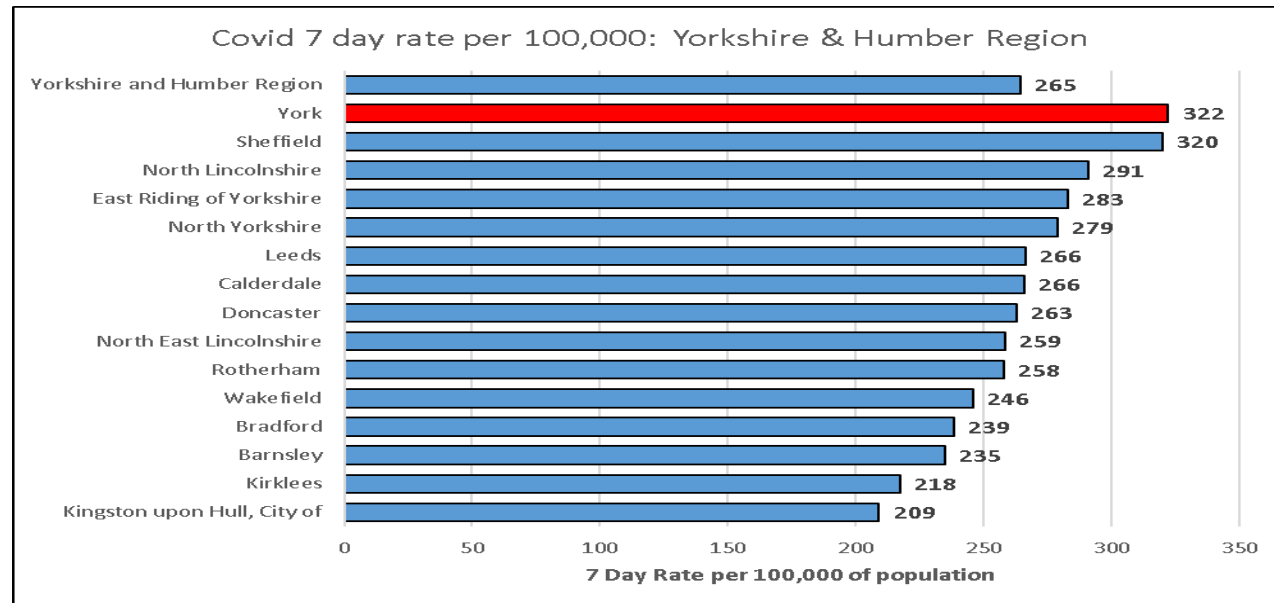
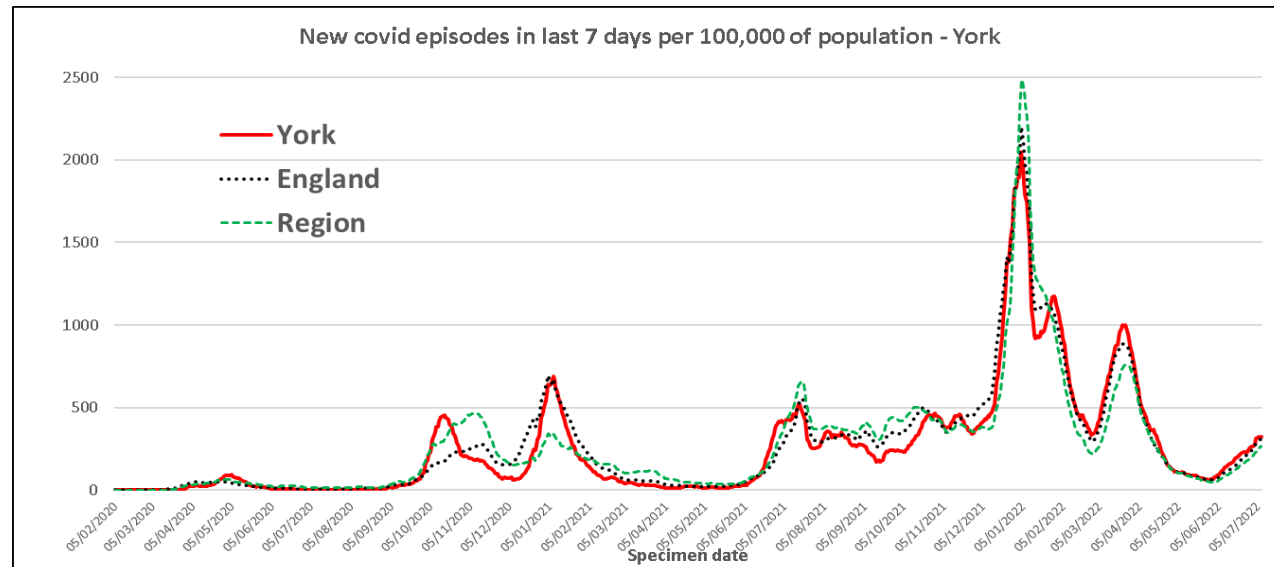
For the period 23.6.22 to 29.6.22 it is estimated that **4.39%** of York's population (about **1 in 25**) would test positive for Covid-19.

The trend in the modelled percentage of the York population testing positive for Covid-19 since November 2019 is shown in the chart below.



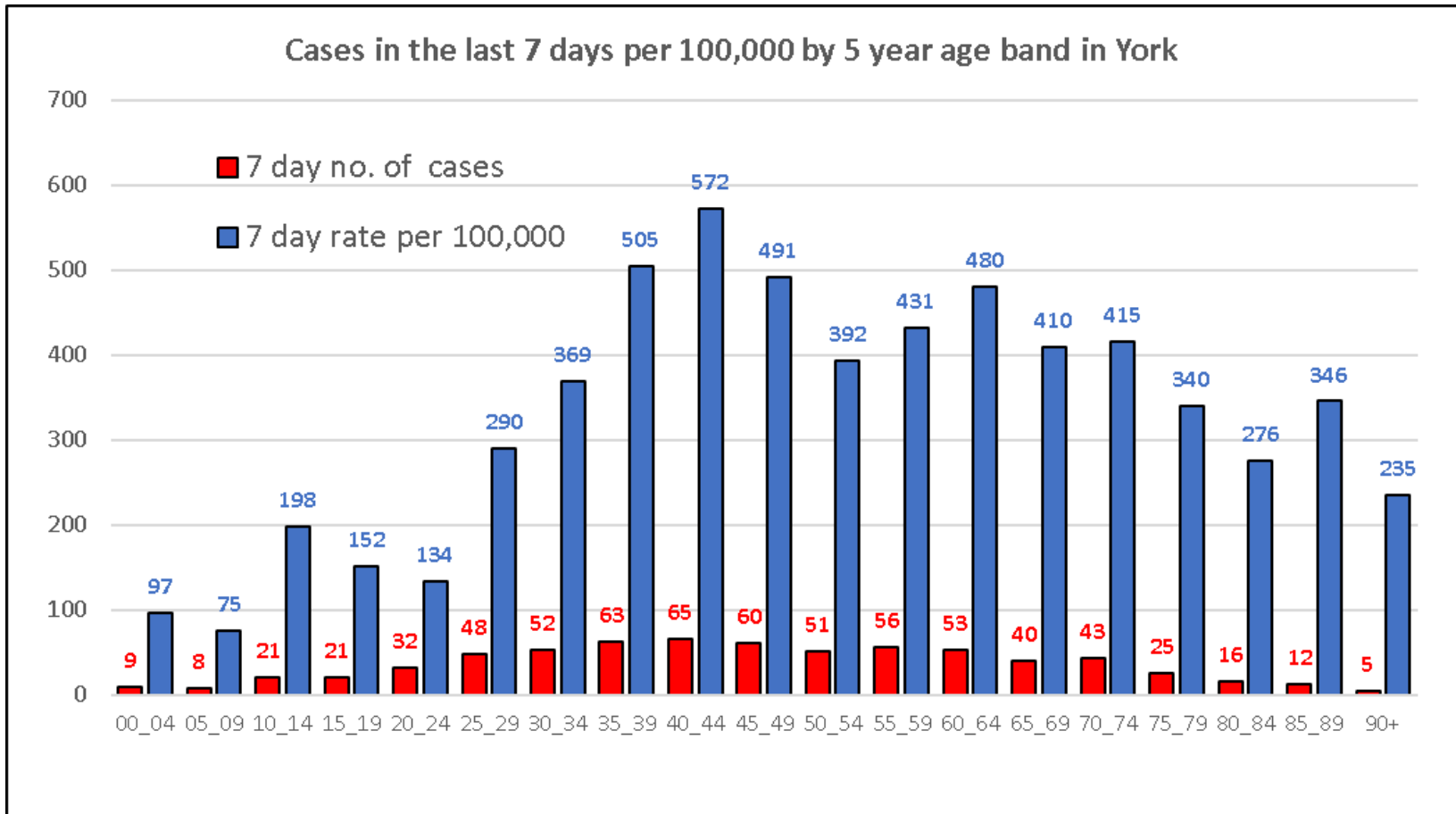
7 Day Incidence rates per 100,000

The latest official “validated” rate of new Covid episodes per 100,000 of population for the period 2.7.22 to 8.7.22 in York was **322.2** (680 episodes). The national and regional averages at this date were **309.4** and **264.6** respectively (using data published on Gov.uk on 13.7.22). The chart showing the data up to the Specimen date of 8.7.22 is shown below:



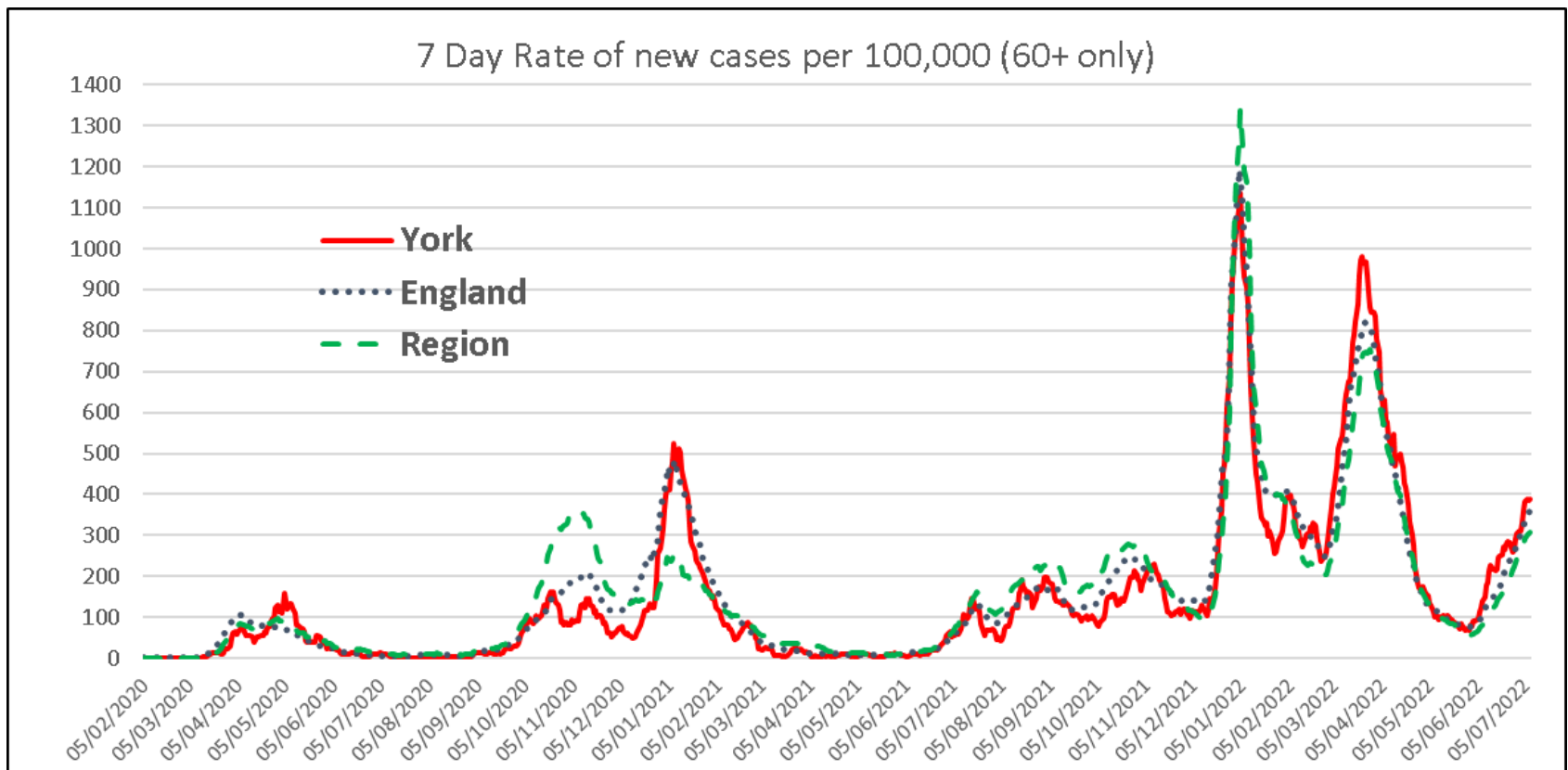
Rates by Age Band

Case rates are currently highest in the following age ranges: **40-44** (572 per 100,000); **35-39** (505); **45-49** (491) and **60-64** (480).



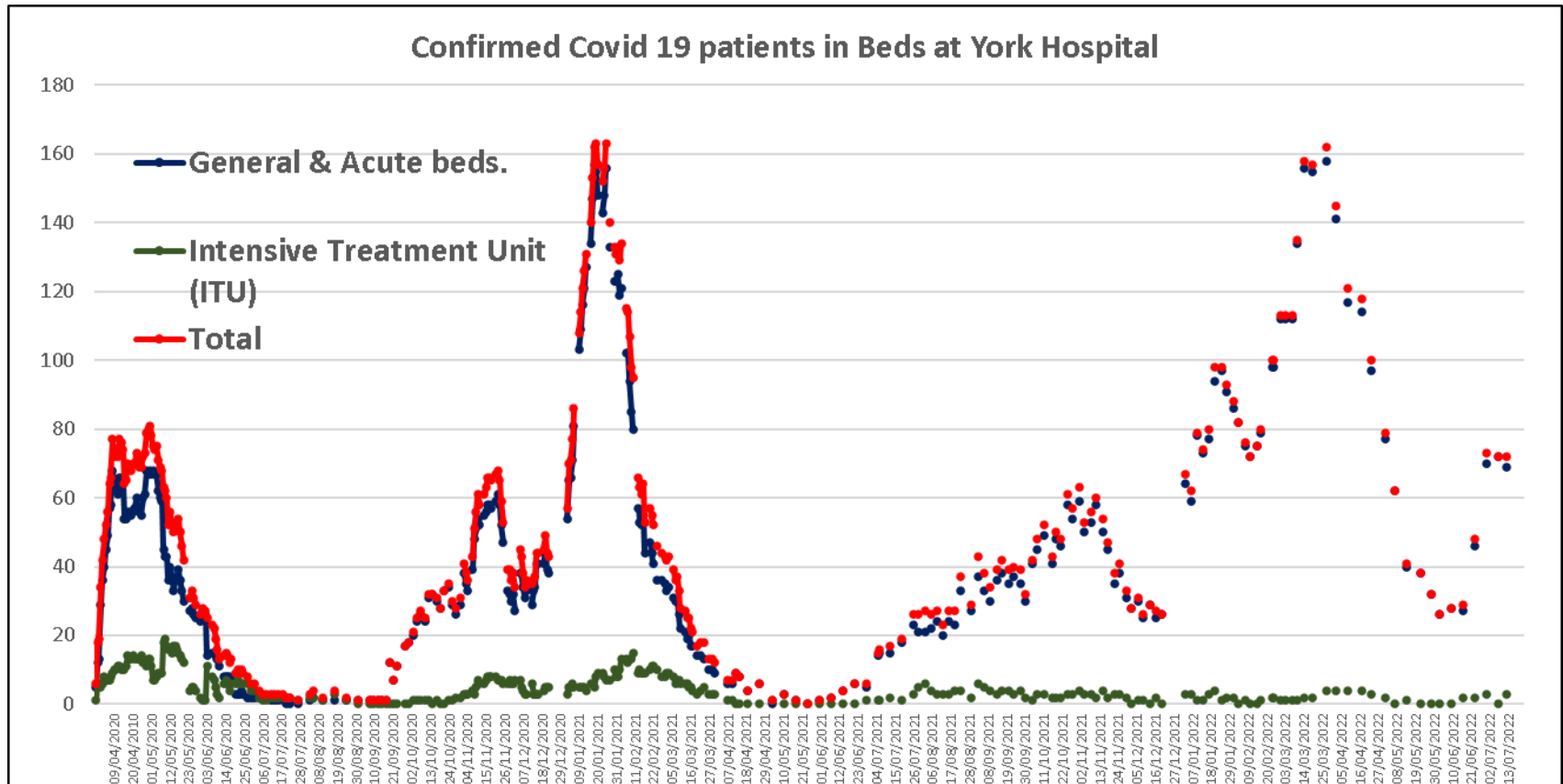
7 Day Incidence rates per 100,000: 60+

The rate of new Covid cases per 100,000 of population for the period 2.7.22 to 8.7.22 for people aged 60+ in York was **389** (194 cases). The national and regional averages were 359 and 307 respectively.



Covid Patients in York Hospital

As at 13.7.22 there were **69** people with Covid in a General / Acute bed and **3** in ITU.



Covid Deaths - ONS

ONS Weekly data: In the most recent period (2022 Week 27: 2.7.22 to 8.7.22) **2** Covid-19 deaths were recorded as having occurred for CYC residents. In weeks 26, 25 and 24 there had been **2, 1** and **2** deaths respectively. Please note that due to lags in death registration, weekly totals are subject to revision.

ONS Cumulative data: Since the start of the pandemic, for deaths occurring up to 8th July 2022 and registered up to 16th July 2022, **513** Covid-19 deaths were recorded as having occurred for CYC residents (318 in hospital, 149 in care homes, 38 at home/elsewhere and 8 in a hospice). The number of deaths per 100,000 of population (using ONS 2020 Mid-Year Population Estimates) in York is **243.1** which is lower than the national average of **301.2**.

Vaccines Summary

Vaccinations for People aged 16+ (1st dose, 2nd dose and Booster)

- As at 18.7.22 a total of **159,159** CYC residents aged **16+** have had the first dose of the vaccine. This represents **89.3%** of the estimated (**16+**) population of York.
- As at 18.7.22 a total of **153,364** CYC residents aged **16+** have had both doses of the vaccine. This represents **86.0%** of the estimated (**16+**) population of York.
- As at 18.7.22 a total of **126,338** CYC residents aged **16+** have received the booster vaccine. This represents **70.9%** of the estimated (**16+**) population of York.

Vaccinations for People aged 12-15 (1st and 2nd dose)

- As at 18.7.22 a total of **5,782** CYC residents aged **12-15** have had the first dose of the vaccine. This represents **69.0%** of the estimated (**12-15**) population of York.
- As at 18.7.22 a total of **4,381** CYC residents aged **12-15** have had both doses of the vaccine. This represents **52.3%** of the estimated (**12-15**) population of York.

Vaccinations for People aged 5-11 (1st dose)

- As at 18.7.22 a total of **2,712** CYC residents aged **5-11** have had the first dose of the vaccine. This represents **18.1%** of the estimated (**5-11**) population of York.

Source: PHE Covid-19 Situational Awareness Explorer.

Living with COVID

Guidance unchanged:

- Be aware of symptoms
- Stay at home if you think you might have Covid
- Get vaccinated if eligible
- Wear a face mask when appropriate
- Meet outside if possible, good ventilation important
- Good hand and respiratory hygiene